

 <p>DIYSABER.COM</p>	<p>CONFUCIUS</p> <p>"WE WILL ALWAYS BELIEVE THE MOST CONVOLUTED LIES BEFORE THE MOST SIMPLE TRUTHS."</p>	<p>OSCAR WILDE</p> <p>"TRUST THOSE WHO SEEK THE TRUTH; NEVER THOSE WHO CLAIM TO HAVE FOUND IT."</p>	
<p>ZHUANGZI</p> <p>"THERE IS NO TRUTH BUT WHAT WE MAKE. IF IT SOUNDS TOO GOOD TO BE TRUE, IT IS."</p>	<p>MORE 8 FOLD ORIGAMI ORACLES! WWW.KNOSEPINCHER.COM</p> <p>"THE MORE SOMEBODY TRIES TO CONVINC YOU THAT SOMETHING IS TRUE; THE MORE PAGE 81 THEY WILL CONTAIN."</p> <p>"OPINIONS ARE LIKE ARSEHOLES; EVERYBODY HAS ONE & FOR SOME REASON WE'RE ALL CONVINCED THAT OURS DON'T STINK!"</p> <p>GOT THE\$HITCH.COM ?</p>	<p>ROBERT FROST</p> <p>"ONLY THE GUILTY ACCUSE; EVERYTHING YOU SAY WILL BE USED AGAINST YOU."</p>	
<p>PLATO</p> <p>"ALL LIES ARE ROOTED IN TRUTH IN ORDER TO SUSPEND DISBELIEF."</p>		<p>JEAN-PAUL SARTRE</p> <p>"THE FURTHER ONE GETS FROM DATA'S SOURCE, THE MORE ERRONEOUS."</p>	
<p>FRIEDRICH NIETZSCHE</p> <p>"YOU DO NOT KNOW WHAT YOU DO NOT KNOW (AND NEITHER DO THEY.)"</p>		<p>THE BRAZEN HEAD</p> 	



THE\$HITCH.COM

"ANY TECHNOLOGY OF SUFFICIENT SOPHISTICATION IS INDISTINGUISHABLE FROM MAGICK."

AN ORIGINAL 8 FOLD ORIGAMI ORACLE FROM KNOSEPINCHER.COM

FROM THE PAGES OF THE \$HITCH

POCKETECH PERSONAL CONSULTANT



ORIGAMI ORACLE

NEITHER ROCKET SCIENCE NOR MIRACLE; IT'S A GOATSY ORIGINAL!

CHEAT SHEET:

BACON - 5
D.I.Y. SABER - 8
AHOLALOHA - 9
JACKALOPEDIA - 12

PLATO - 5
ZHUANGZI - 8
CONFUCIUS - 9
OSCAR WILDE - 10
ROBERT FROST - 11
THE BRAZEN HEAD - 13
JEAN-PAUL SARTRE - 14
FRIEDRICH NIETZSCHE - 18

NUMBER: _____
 SDK HANDLE: _____

COPYRIGHT © 2012

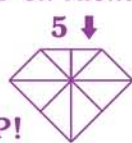
*THESE LINES FOR REFERENCE ONLY.

8-FOLD ORIGAMI ORACLE INSTRUCTIONS

0 (CREASE)



FLIP!



START: CUT OUT & PRE-CREASE BY FOLDING IN HALF EIGHT TIMES. 1 TO 4; WITH THE BACK TOWARDS YOU, FOLD CORNERS INWARD TO MAKE FLAT DIAMOND SHAPE. THEN FLIP & FOR 5 - 8 FOLD CORNERS INWARD ON FRONT SIDE TO MAKE FLAT SQUARE SHAPE.

9 - PINCH SIDES AND FOLD CORNERS UP TO CREATE BLOSSOM OR ARROWHEAD SHAPE.

10 - OPEN CORNERS LIKE PETALS. PLACING THUMBS & FOREFINGERS BEHIND AT ARROW POSITIONS 1, 2, 3 & 4.

12 - CHOOSE PICTURE. ALTERNATE OPENING FINGERS ONCE PER LETTER (SEE CHEAT).

14 - CHOOSE NEW WORD.

*HINT: NOT ALL PRINTERS ARE ALIKE, TRUST THE LINES ON THE FRONT WHEN CUTTING & FOLDING. TO SAVE INK DON'T PRINT THIS SIDE.

11 - THINK OF QUESTION.

13 - CHOOSE WORD. ALTERNATE OPENING FINGERS ONCE PER LETTER (SEE CHEAT).

15 - OPEN AND READ FORTUNE. DON'T PEAK AT OTHER FORTUNES!